

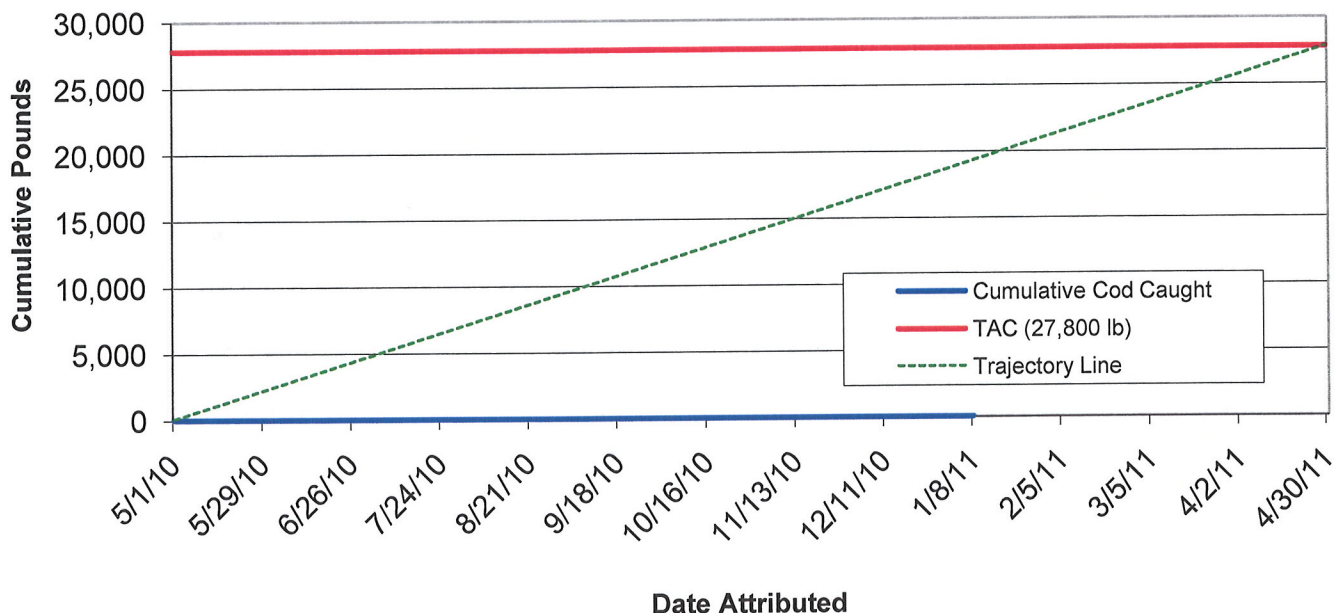
**Common Pool Eastern
U.S./Canada Management Area
Weekly Cod Monitoring**

Report run on: January 13, 2011
For data reported through: January 8, 2011
Quota Period Dates: May 1, 2010 to April 30, 2011

#50a

Period End Date	Cod Landed (lb)	Estimated Cod Discarded (lb)	Cod Catch (lb)	Cumulative Cod Catch	
				(lb)	% of Quota (27,808 lb)
5/29/2010	0	0	0	0	0.0%
6/26/2010	0	0	0	0	0.0%
7/31/2010	0	0	0	0	0.0%
8/28/2010	0	0	0	0	0.0%
9/25/2010	0	0	0	0	0.0%
10/30/2010	0	0	0	0	0.0%
11/27/2010	0	0	0	0	0.0%
12/4/2010	0	0	0	0	0.0%
12/11/2010	0	0	0	0	0.0%
12/18/2010	0	0	0	0	0.0%
12/25/2010	0	0	0	0	0.0%
1/1/2011	0	0	0	0	0.0%
1/8/2011	0	0	0	0	0.0%
Total	0	0	0		

Common Pool Eastern U.S./Canada Cod Catch



Notice

The 2010 quota period began on May 1, 2010.



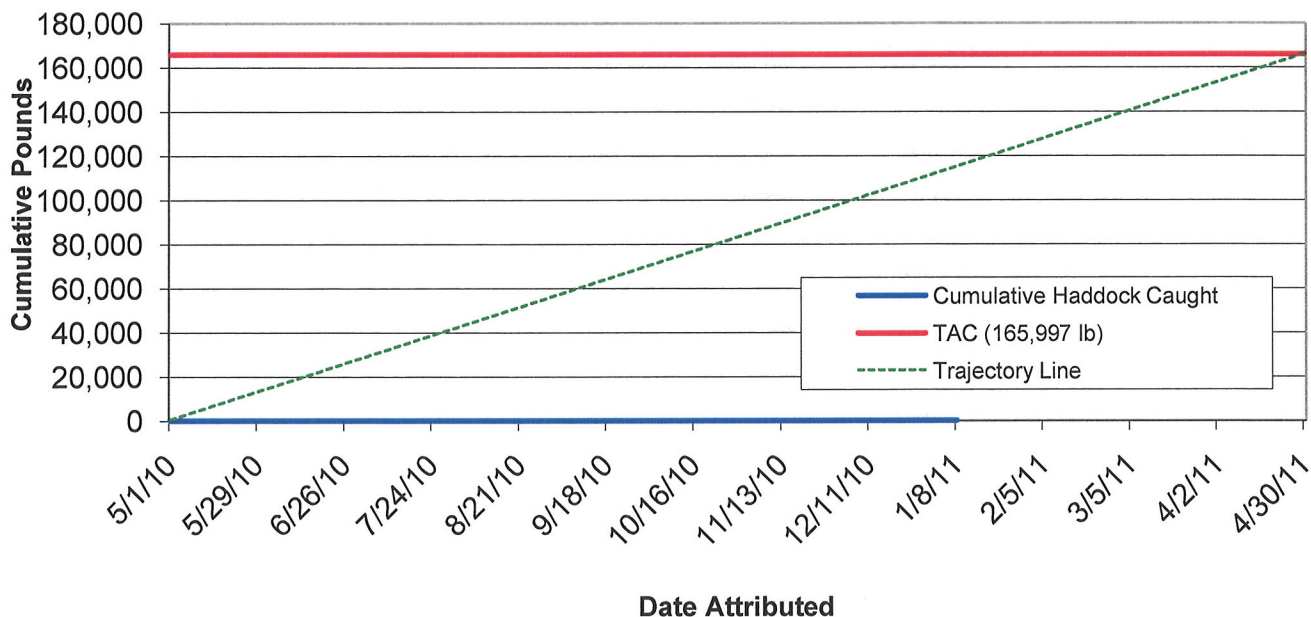
**National
Oceanic and
Atmospheric
Administration**

These data are the best available to NOAA's National Marine Fisheries Service (NMFS). Data sources for this report include: (1) Vessels via VMS; (2) Vessels via vessel logbook reports; (3) Dealers via Dealer Electronic reporting; (4) NMFS Observed Program, through audited observer reports submitted by the Northeast Fisheries Science Center. Differences with previous reports are due to corrections made to the database and updates to observer data.

Common Pool Eastern U.S./Canada Management Area Weekly Haddock Monitoring Report run on: January 13, 2011
 For data reported through: January 8, 2011
 Quota Period Dates: May 1, 2010 to April 30, 2011

Period End Date	Haddock Landed (lb)	Estimated Haddock Discarded (lb)	Haddock Catch (lb)	Cumulative Haddock Catch	
				(lb)	% of Quota (165,998 lb)
5/29/2010	0	0	0	0	0.0%
6/26/2010	0	0	0	0	0.0%
7/31/2010	0	0	0	0	0.0%
8/28/2010	0	0	0	0	0.0%
9/25/2010	0	0	0	0	0.0%
10/30/2010	0	0	0	0	0.0%
11/27/2010	0	0	0	0	0.0%
12/4/2010	0	0	0	0	0.0%
12/11/2010	0	0	0	0	0.0%
12/18/2010	0	0	0	0	0.0%
12/25/2010	0	0	0	0	0.0%
1/1/2011	0	0	0	0	0.0%
1/8/2011	0	0	0	0	0.0%
Total	0	0	0		

Common Pool Eastern U.S./Canada Haddock Catch



Notice

The 2010 quota period began on May 1, 2010.



National Oceanic and Atmospheric Administration

These data are the best available to NOAA's National Marine Fisheries Service (NMFS). Data sources for this report include: (1) Vessels via VMS; (2) Vessels via vessel logbook reports; (3) Dealers via Dealer Electronic reporting; (4) NMFS Observed Program, through audited observer reports submitted by the Northeast Fisheries Science Center. Differences with previous reports are due to corrections made to the database and updates to observer data.

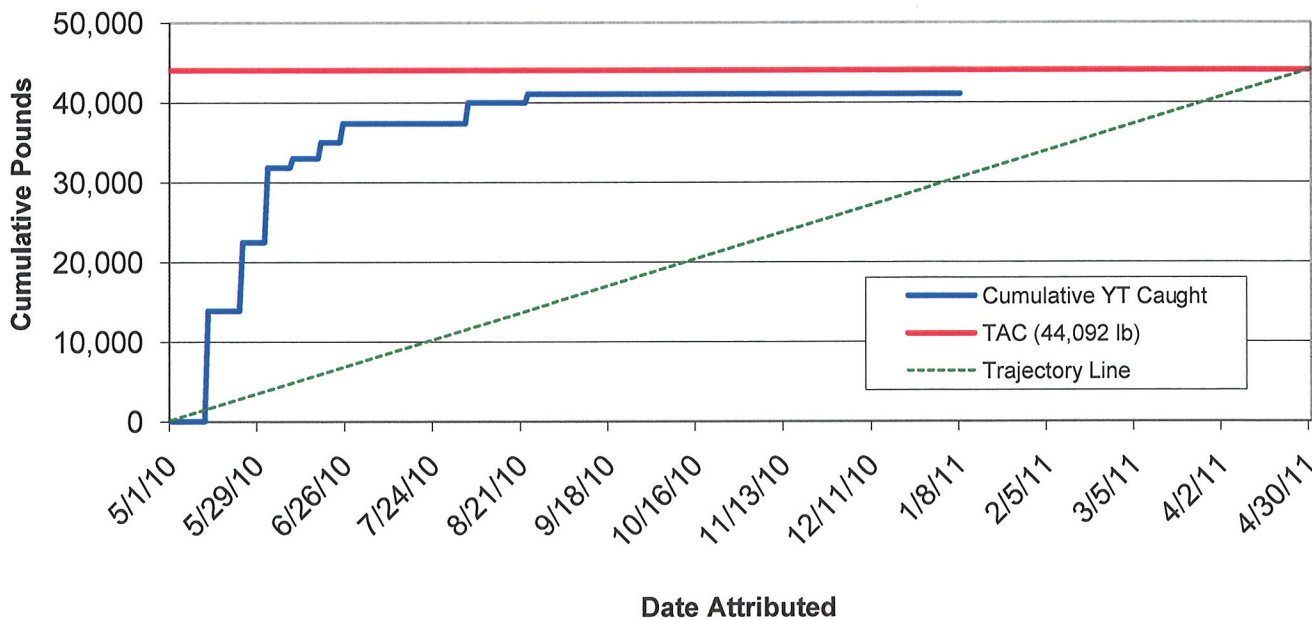
#5C

**Common Pool U.S./Canada
Management Area Weekly
Yellowtail Monitoring**

Report run on: January 13, 2011
For data reported through: January 8, 2011
Quota Period Dates: May 1, 2010 to April 30, 2011

Period End Date	Yellowtail Landed (lb)	Estimated Yellowtail Discarded (lb)	Yellowtail Catch (lb)	Cumulative Yellowtail Catch	
				(lb)	% of Quota (44,092 lb)
5/29/2010	7,500	14,979	22,479	22,479	51.0%
6/26/2010	7,710	7,168	14,878	37,357	84.7%
7/31/2010	0	0	0	37,357	84.7%
8/28/2010	1,925	1,760	3,685	41,042	93.1%
9/25/2010	0	0	0	41,042	93.1%
10/30/2010	0	0	0	41,042	93.1%
11/27/2010	0	0	0	41,042	93.1%
12/4/2010	0	0	0	41,042	93.1%
12/11/2010	0	0	0	41,042	93.1%
12/18/2010	0	0	0	41,042	93.1%
12/25/2010	0	0	0	41,042	93.1%
1/1/2011	0	0	0	41,042	93.1%
1/8/2011	0	0	0	41,042	93.1%
Total	17,135	23,907	41,042		

Common Pool U.S./Canada Yellowtail Catch



Notice

The 2010 quota period began on May 1, 2010.



**National
Oceanic and
Atmospheric
Administration**

These data are the best available to NOAA's National Marine Fisheries Service (NMFS). Data sources for this report include: (1) Vessels via VMS; (2) Vessels via vessel logbook reports; (3) Dealers via Dealer Electronic reporting; (4) NMFS Observed Program, through audited observer reports submitted by the Northeast Fisheries Science Center. Differences with previous reports are due to corrections made to the database and updates to observer data.

